

Gerald Simonds Healthcare Ltd.
9 March Place
Gatehouse Way
Aylesbury
Bucks HP19 8UA

**TECHNICAL INFORMATION MANUAL
WITH ILLUSTRATED PARTS LIST
FOR THE ON-BOARD WHEELCHAIR
Part No. 2520502SWR**

For:

SWISS INTERNATIONAL AIR LINES LTD.

Initial Issue: JANUARY 2011

Page 1



TABLE OF CONTENTS

	Page
● Introduction	3
● Description and Operation	4
● Technical Specification	5
● Illustrated Parts List	7
● Instructions for Flight Attendants	8
● Cleaning	9
● Compliance and Quality System Documentation	
● Technical Documents	
Flammability Material Test Certificates and Certificates of Conformity	10
● Compliance and Quality System Documentation	
Gerald Simonds BS EN ISO 9001: 2000 Quality Management System Registration Certificate	15
CAA correspondence - 'Form 1 not required for The Travel Chair'	16
NATO Commercial and Government Entity (NCAGE) Code	18

INTRODUCTION

THE *Travel* WHEELCHAIR

Folding aisle chair designed for easy stowage

TRAVEL travel wheelchair

As conventional wheelchairs are not designed for air travel, there is a growing demand for a small, stable and folding push-wheelchair, small enough to stow in modern airliners, for use as an aisle chair or to travel as cabin baggage.

While not designed to sit in for long periods of time, the **TRAVEL** Wheelchair's compact size makes it an ideal solution to the problems of moving around on board aircraft and within airport terminals.

Outstanding features of the **TRAVEL** Wheelchair:

- high quality construction
- great strength
- smallest possible stowing measurements
- functionality.

The **TRAVEL** Wheelchair's frame and components are made of extremely solid aluminium alloy. The wheels have smooth running ball bearings and durable solid tyres.

The arm rests can be adjusted, and leg support is provided by a Velcro fastening strap. Safety pressure brakes on the rear wheels prevent the chair from moving unintentionally.



TECHNICAL DATA


2520502SWR

Width:	405
Length:	660
Height:	830
Seat width:	350
Seat depth:	340
Seat height:	490
Width between arm-rests:	350
Height of arm-rests from seat:	195
Height of back:	350
Height of sliding handles:	830
Height of foot-rest above ground:	120
Height of foot-rest to seat:	370
Tyres:	solid rubber
Wheel size, front:	75
Wheel size, rear:	140
Weight of chair:	5.5kg
Max. load:	100kg

Folded measurements:

Total width:	405
Total length:	535
Total height:	200
Frame colour:	aluminium, shiny
Cover colour:	black

All measurements in mm



DESCRIPTION AND OPERATION

THE *Travel* WHEELCHAIR



2520502SWR TRAVEL Wheelchair - width 14" (35cm)

Folding the chair

Folding the **TRAVEL** Wheelchair for stowage is extremely easy. At the lower part of the back there is a release cable. A quick tug undoes two latches and the wheelchair folds automatically into its compact form.

To unfold the chair simply push the back upwards, as far as it will go.



1. Undo the folding latch



2. Fold the back towards the front



3. The folded wheelchair in its smallest form



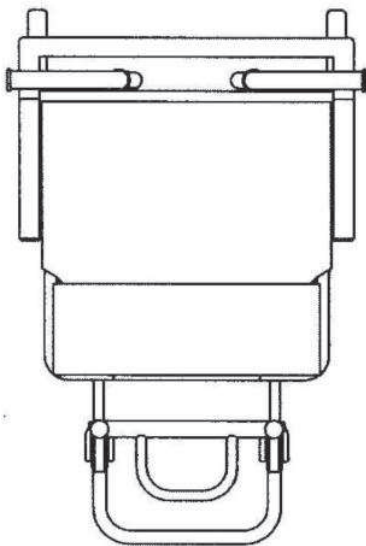
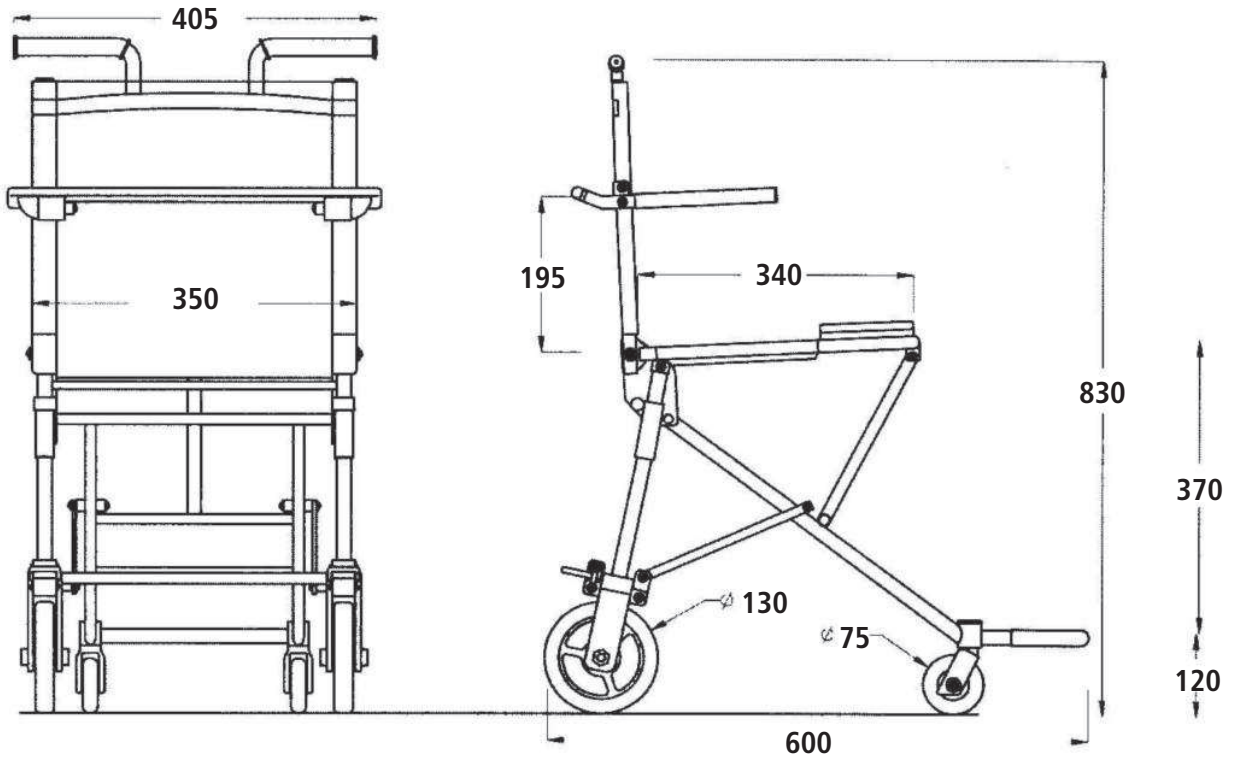
4. Stowage and transport

NOTE: details shown are subject to technical change



TECHNICAL SPECIFICATION

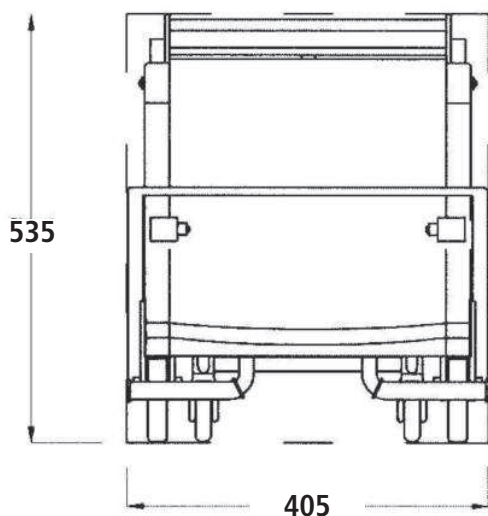
Supplier: Gerald Simonds Healthcare Ltd.
Product: Travel Wheelchair
Description: On-board aircraft use wheelchair



Technical Data	2520502SWR
<i>Measurements while in use</i>	
Width	405
Length	600
Height	830
Seat width	350
Seat depth	340
Seat height	490
Width between arm rests	350
Height of arm rests from seat	195
Height of back	250
Height of sliding handles	830
Height of foot rest above ground	120
Height of foot rest to seat	370
Tyres	solid rubber
Wheel size, front	75
Wheel size, rear	130
Weight of chair	5.5kg
Max. load	100kg
<i>All measurements in mm</i>	

TECHNICAL SPECIFICATION (Cont.)

Supplier: Gerald Simonds Healthcare Ltd.
Product: Travel Wheelchair

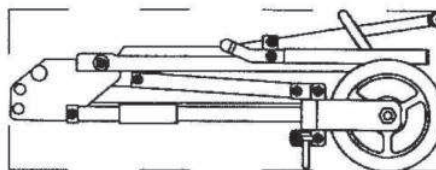
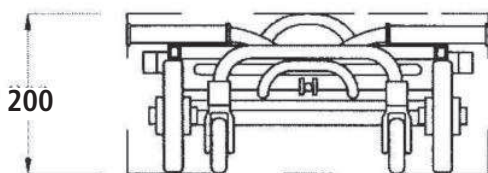


Technical Data 2520502SWR

Folded measurements

Total width	405
Total length	535
Total height	200
Frame colour	aluminium, shiny
Cover colour	black

All measurements in mm




ILLUSTRATED PARTS LIST ON-BOARD WHEELCHAIR



GERALD
SIMONDS

Part Number 2520502SWR

NO.	PART NO.	DESCRIPTION
1	292050000	5" rear wheel with axle bearing
2	292050001	3" front castor with bearing
3	292050002	3" front castor assembly
4	292050003	Seat and back upholstery
5	292050004	Brake complete with hardware
6	292050005	Hand grip
7	292050006	Armrest assembly with mounting hardware
8	292050007	Folding mechanism/release cable assembly
9	DY46005-01	Chest strap



Instructions for Flight Attendants on the use of On-board Wheelchair MODEL 2520502SWR



Tel: +44 (0)1296 380200

Opening of Wheelchair

Place one hand on black footrest handle and one hand on cross bar at top of backrest.

Pull chair outwards to open until it locks into position.

Fold down armrests.



Folding the chair

The wheelchair can be folded up very simply. Start with securing straps. Pull up armrest. At the base of the backrest you will find a release cable which operates the lock in the left and right hand sides of the frame. Simply pull lightly on this cable to release the locks. The wheelchair folds up automatically into a small package.

Brakes

Safety pressure brakes on the back wheels prevent the chair from rolling away by accident. **Parking brake:** use your foot to push the lever downwards. To release it, use the front of your foot to pull it back up again.

Surmounting obstacles

Small obstacles can best be surmounted by turning the chair round and using the handles to pull it up over the obstacle backwards. Large obstacles can best be overcome by a second person helping to lift the chair over the obstacle.

NB. The chair is not suitable for use on steep or uneven surfaces.

Safety tips

- * Make sure that the safety catch on the folding mechanism is locked firmly into place before using the chair.
- * Keep hands well clear of the joint when folding the armrest upwards to avoid them getting pinched.
- * Only use the on-board wheelchair on smooth, level and firm surfaces.
- * There is an increased danger of toppling over on sloping surfaces.
- * Ensure that the seat and backrest are fixed firmly into position before use.
- * **Do not carry wheelchair by the release cable.**

Maximum load

This product may be used up to a maximum load of 100Kg (220lb).



1. Secure straps, raise arm rests, pull the black cable to undo the folding latch



2. Fold the back towards the front



3. Fold wheelchair until it locks closed



4. Ready for transport and stowage

CLEANING



It is advisable to use a soap solution for cleaning. Make sure you use a cleansing product with a pH value of minus 6.
Never use a cleansing product which contains solvents.